

Patient: \_\_\_\_\_ DOB: \_\_\_\_\_  
 Phone: \_\_\_\_\_ Cell: \_\_\_\_\_  
 Email: \_\_\_\_\_ Date: \_\_\_\_\_  
 Doctor: \_\_\_\_\_ Doctor Phone: \_\_\_\_\_  
 Doctor Signature: \_\_\_\_\_ Fax: \_\_\_\_\_

**Diagnosis:**

MRI					CAT SCAN (CT)		NUCLEAR MEDICINE	
			No Contrast	With & Without Contrast	<b>MUSCULOSKELETAL</b>		Thyroid Uptake & Scan	78006
<b>HEAD</b>					CT Urogram Pre & Post Contrast	74178	Nuc Other	
Brain (Includes Diffusion)			70551	70553	Cervical No 3D 3D MPR	72125		
Brain: MS				70553	Lumbar No 3D 3D MPR	72131		
Brain: Trigeminal Neuralgia				70553	Lower Extrem No 3D 3D MPR w/o IV (fracture) with IV mass	73700		
I.A.C.'s				70553	Thoracic No 3D 3D MPR	72128	<b>ULTRASOUND</b>	
Orbits				70543	Upper Extremity	73200	<b>Radiology Ultrasound</b>	
Pituitary (Dynamic Imaging)				70553	<b>HEAD</b>		Abdominal Complete (3 or more organs)	76700
Sinuses			70540	70543	Head - routine eval w/o Contrast	70450	Abd Limited (1-2 organs : Liv, gb, pance, spleen)	76705
<b>SPINE</b>					Head - w/o & with Contrast	70470	Bladder (pre and post void)/Prostate	76856
Cervical			72141	72156	Maxillofacial - Axial & Coronal - No Contrast	70486	Breast	76645
Lumbar			72148	72158	Maxillofacial - Axial & Coronal - with Contrast	70487	Extremity Complete	76881
Lumbar with Weight Bearing			72148/76376		Neck, Soft Tissue - w/o Contrast	70490	Retroperitoneal	76770
Thoracic				72157	Neck, Soft Tissue - w/o & with Contrast	70492	Renal	76775
<b>MUSCULOSKELETAL</b>					Orbits - w/o & with Contrast	70482	Pelvic (transabdominal)	76856
TMJ	RT	LT	70336		Orbits - w/o Contrast	70480	Transvaginal	76830
Shoulder	RT	LT	73221	73223	Post Fosea / IAC's - w/o with Contrast	70482	Thyroid / Parathyroid	76536
Elbow	RT	LT	73221	73223	Sinus Screening - Coronal only - No Contrast	70486	Testicular	76870
Wrist	RT	LT	73221	73223	Sinus; Facial trauma; Temporal bones; TMJs	70486	Extremity Limited (Anatomic Specific)	76882
Hip	RT	LT	73721	73723	<b>CTA</b>		<b>Cardiac Ultrasound</b>	
Knee	RT	LT	73721	73723	CTA Chest with Contrast	71275	Echo 2D w spectral doppler & color flow	93306
Ankle (Mid & Hindfoot)	RT	LT	73721	73723	CTA Abdomen/Aorta with Contrast	74175	Echo 2D w/o spectral doppler & color flow	93307
ForeFoot	RT	LT	73718	73720	CTA Abdomen/Renal arteries with Contrast	74175	<b>Vascular Ultrasound</b>	
Digits (Note which digit)					CTA Lower Extremities with Contrast Runoff	75635	Carotid Ultrasound	93880
<b>BODY</b>					CTA Brain/Circle of Willis with Contrast	70496	Bilateral Ext Venous Doppler	93970+93965
Neck (Soft Tissue)			70540	70543	CTA Carotids with Contrast	70498	Unilateral Ext Venous Doppler	93971+93965
Breast	RT	LT	77059 (Bil)	77058 (Uni)	Peripheral Vascular	73706	Lower Ext Arteries w Doppler	93925+93922
Chest			71550	71552	CT / CTA Other		IVC/Aorta/Iliac Doppler	93978
Abdomen			74181	74183			Renal Art / Portal Vein Doppler	93975
Liver			74181	74183			Upper Ext Arterial w Doppler	93930
MRCP			74181	74183				
Pelvis			72195	72197			<b>OB Ultrasound</b>	
<b>MRA</b>					<b>NUCLEAR MEDICINE</b>		Preg: Single Fetus under 14 wks	76801
Circle of Willis			70544	70546	<b>Bone Scan</b>		Preg: Single Fetus complete	76805
Descending Aorta				74185	Bone Scan Multi Areas	78305	Preg: Single Fetus or Multi 1st Tri	76802
Carotid			70547	70549	Bone Scan Limited (area)	78300	Preg: Single or Multi 1st Tri	76810
Carotid With Contrast Only				70548	Bone Scan 3 phase (area)	78315	Preg: Follow Up	76816
Upper Extremity	RT	LT		73225	Whole Body	78306	Preg: Transvaginal	76817
Renals				74185	Spect Bone Scan	78320		
Run Off (Peripheral Vascular)	RT	LT		73725	Cardiac Wall Motion	78478 / 78480	<b>Ultrasound Other</b>	
Additional Contrast				Q9952 (per ml)	<b>Gallium Scan</b>			
MR / MRA Other					Gallium Scan Multi Area	78801		
					Gallium Scan Limited (area)	78800		
					Gallium Scan Whole Body	78802	<b>Heart Score (Calcium)</b>	
<b>BONE DENSITY (DEXA)</b>					Gastric Emptying	78264		
Appendicular			76076		Hepatobiliary Scan	78223		
Axial Skeleton			76075		(DISIDA / HIDA / PIPDA)			
Vertebral Fracture			76077		<b>Liver Scan</b>			
Other					Planar Liver Scan	78201		
					Planar Liver/Spleen	78215		
<b>CAT SCAN (CT)</b>					RBC Spect Liver Scan	78445 / 78803	<b>X-RAY</b>	
<b>BODY</b>					Spect Liver Scan	78205	Type:	
Abdomen & Pelvis w/o IV Contrast			74176		<b>Lung Scan</b>			
Abdomen & Pelvis with & w/o IV Contrast			74178		Perfusion	78580		
Abdomen & Pelvis with Oral & IV 3D MPR			74177		Quantitative	78596		
Abdomen Only: attn to Liver 3 phases; hemangioma, mass			74150		Meckel's Scan	78290		
Chest - routine eval w/o Contrast			71250		Parathyroid (Sestamibi) Scan	78070		
Chest - mass/nodule with Contrast			71260		<b>Renal Scan</b>			
Chest with & w/o Contrast			71270		Triple Renal Scan	78707		
Pelvis w/o Contrast			72192		Lasix Renogram	78708		
Pelvis Oral and IV Contrast			72193		Vasotec Renogram	78709		
Pelvis with & w/o Contrast			72194		<b>Thyroid Imaging I-123-Tc99m</b>			
Abdomen with Contrast			74160		Thyroid Imaging only	78010		
Abdomen with & w/o Contrast			74170		Thyroid Uptake only	78000		



Authorization #: \_\_\_\_\_

• DPl of Fort Lauderdale (Oakland Park MRI) Phone: (954) 777-3466 Fax: (954) 777-3510  
 • DPl of Pembroke Pines (Pembroke Pines MRI) Phone: (954) 430-2044 Fax: (954) 430-2055  
 • DPl of Plantation (Fort Lauderdale Mobile Ultrasound) Phone: (954) 449-7023 Fax: (954) 449-7027  
 • DPl of North Broward (Park Creek Imaging) Phone: (954) 570-5560 Fax: (954) 571-5240

# Diagnostic Professionals, Inc.

## Corporate Offices

1799 W. Oakland Park Blvd. • Suite 200 • Ft. Lauderdale, FL 33311

Corporate Offices (954) 566-4551 • Corporate Fax (954) 566-4554

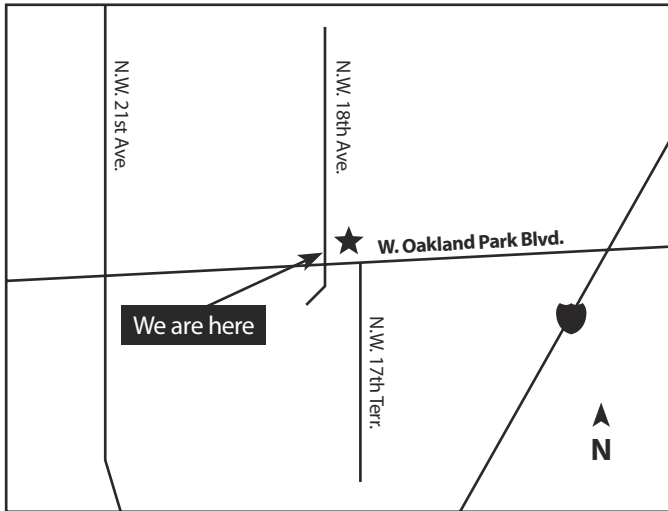
www.diagnosticprofessionals.com • www.yourmri.com

### DPI of Ft. Lauderdale

also known as Oakland Park MRI

1799 W. Oakland Pak Blvd. Suite #105 • Ft. Lauderdale, FL 33311

Phone (954) 777-3466 • Fax (954) 777-3510



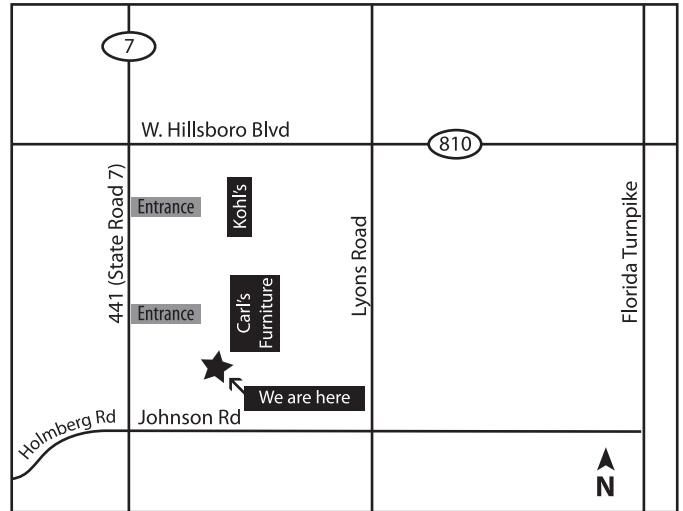
Oakland Park Blvd just west of I-95 on the first floor of the Regions Bank Building. We are in front of Home Depot.

### DPI of North Broward

also known as Park Creek Imaging

6808 N. State Road 7 • Coconut Creek, FL 33073

Phone (954) 570-5560 • Fax (954) 571-5240



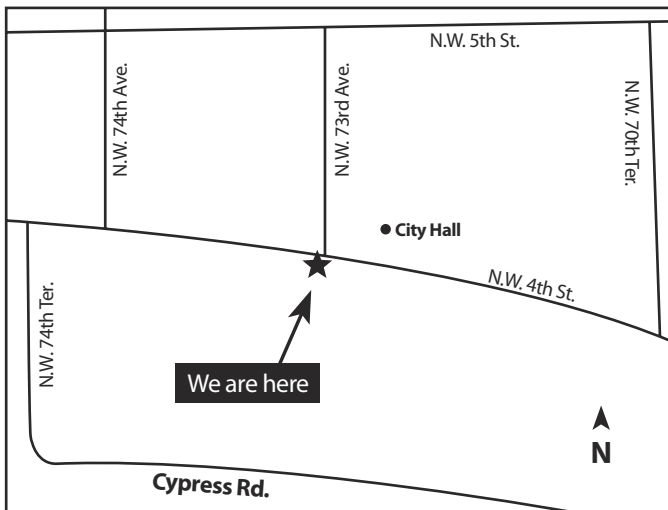
441 (SR7) just south of Hillsboro Blvd in the Carl's Furniture Plaza.

### DPI of Plantation

also known as Fort Lauderdale Mobile Ultrasound

7301 NW 4th Street Suite #107 • Plantation, FL 33317

Phone (954) 449-7023 • Fax (954) 449-7027



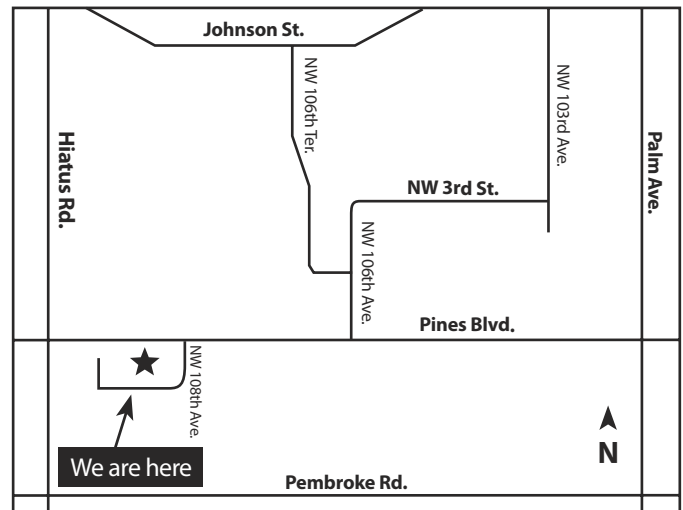
Broward Blvd to NW 70th Ave. Go north to 4th Street and turn left. We are 1/4 mile on the right.

### DPI of Pembroke Pines

also known as Pembroke Pines MRI

10950 Pines Blvd. • Pembroke Pines, FL 33026

Phone (954) 430-2044 • Fax (954) 430-2055



Pines Blvd between Palm and Hiatus. Behind the Bahama Breeze Restaurant and next to Office Max.